

Lets

1/4/24 - 31/3/25



Gender Groups

Female

55.7%

Male

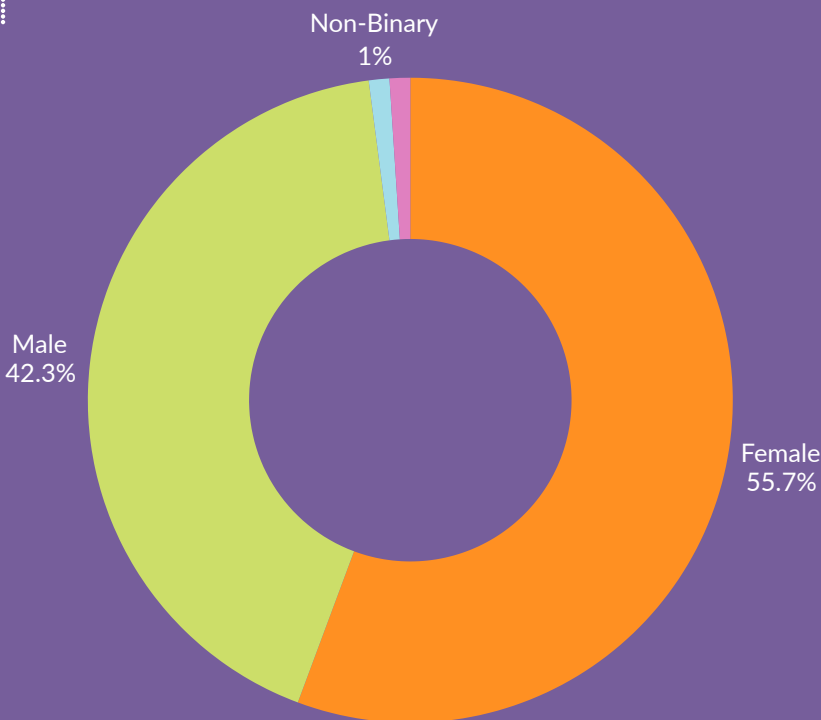
42.3%

Non-Binary

1%

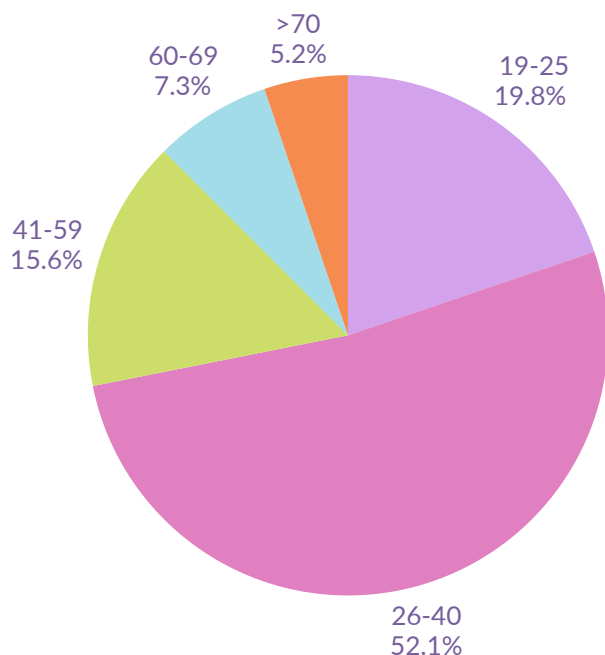
Prefer not to Say

1%



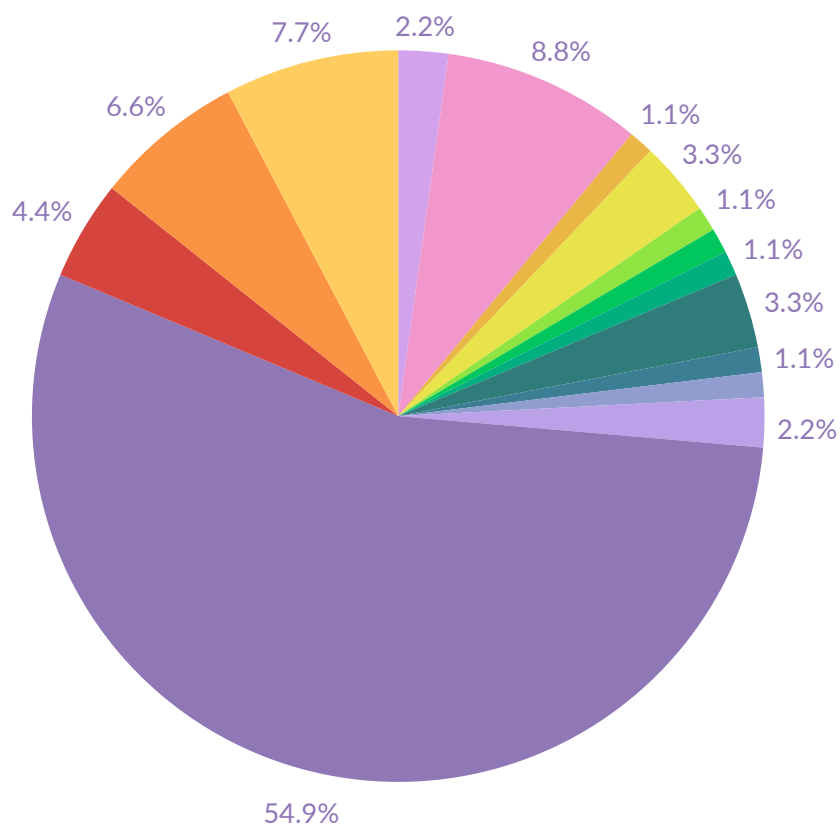
ThenueHousing

Age Groups



Age Group	% of Customers
16-18	0.0%
19-25	19.8%
26-40	52.1%
41-59	15.6%
60-69	7.3%
>70	5.2%

Ethnic Origins

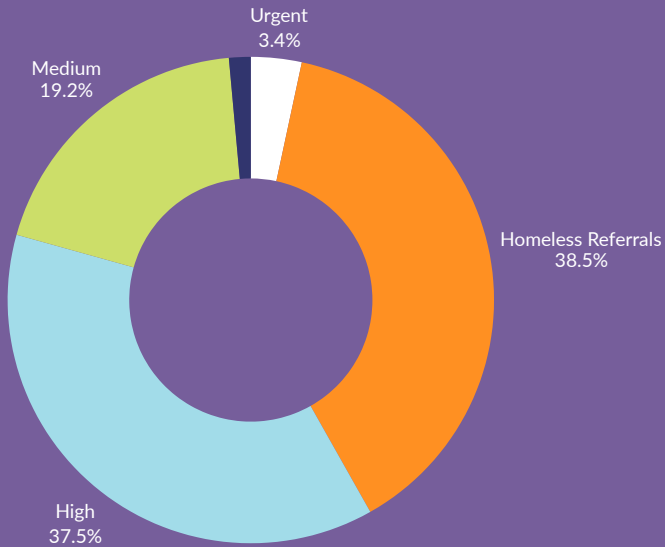


ThenueHousing

Ethnic Origin	% of Customers
African Scottish or African British	2.2%
Other African background (please specify below)	8.8%
Bangladeshi, Bangladeshi Scottish or Bangladeshi British	0.0%
Indian, Indian Scottish or Indian British	0.0%
Pakistani, Pakistani Scottish or Pakistani British	0.0%
Chinese, Chinese Scottish or Chinese British	1.1%
Other Asian Background (please specify below)	3.3%
Caribbean, Caribbean Scottish or Caribbean British	1.1%
Black, Black Scottish or Black British	1.1%
Other Caribbean or Black Background (please specify below)	1.1%
Mixed or Multiple Ethnic Group (please specify below)	0.0%
English	3.3%
Gypsy Traveller	1.1%
Irish	0.0%
Polish	1.1%
Roma	2.2%
Scottish	54.9%
Welsh	0.0%
Other British	0.0%
Arab, Arab Scottish or Arab British	4.4%
Other Group (please specify below)	6.6%
Prefer Not to Say	7.7%

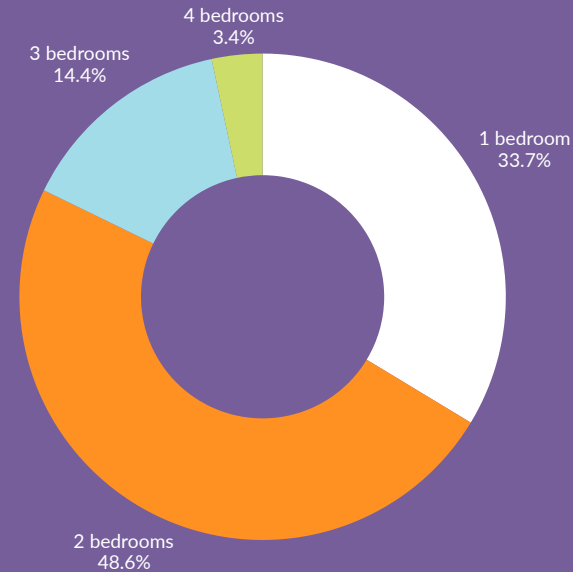
Lets - 1/4/24 - 31/3/25

Lets by Priority



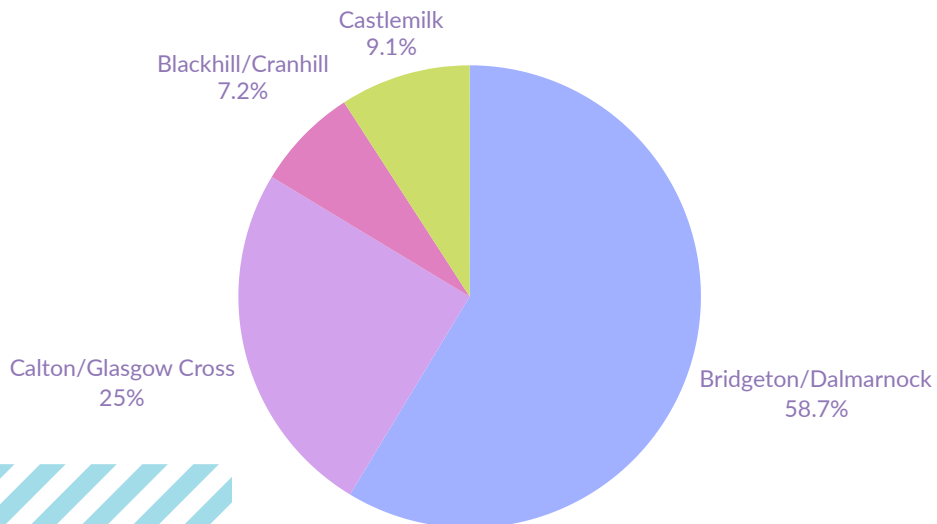
Homeless Referrals	High
80	78
Medium	Urgent
40	7
	Standard
	3

Lets by Property Size



1 Bedrooms	2 Bedroom
70	101
3 Bedroms	4 Bedrooms
30	7
	5 Bedrooms
	0

Lets by Area



Area	Number of Customers
Bridgeton/Dalmarnock	122
Calton/Glasgow Cross	52
Blackhill/Cranhill	15
Castlemilk	19
Bailleston	0
Scotstoun	0